

Walk Mobile App

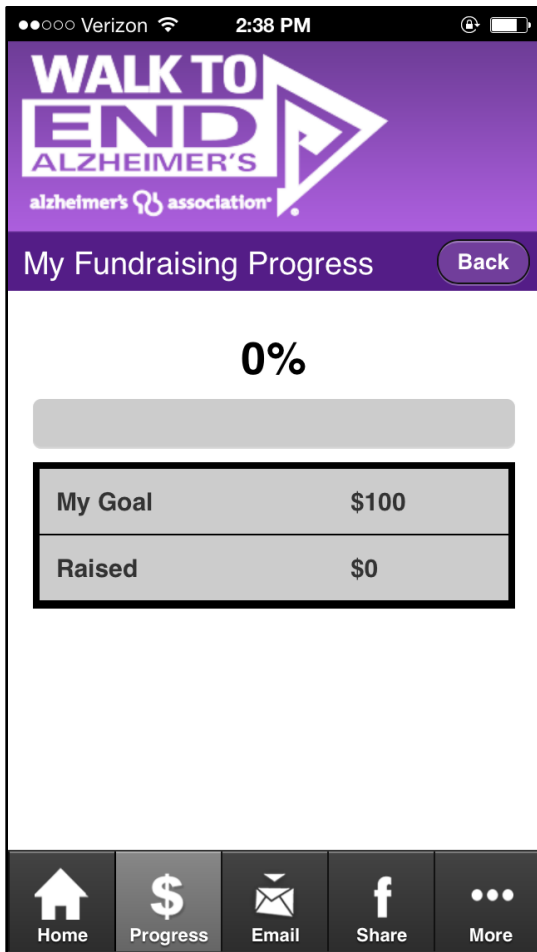
Contents

- Installing the mobile app 1
- Check your fundraising progress..... 2
- Send an email..... 3
- Share on Facebook..... 4
- Update my page..... 5
- My donors 6
- Event information 7

Installing the mobile app

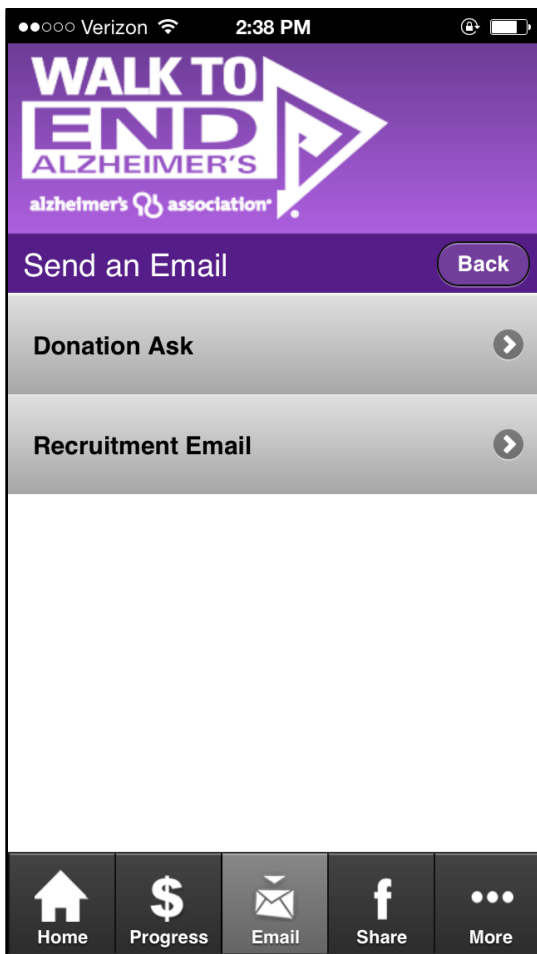
1. Visit Google Play or the App store on your device
2. Search for the name of your event program (e.g. Walk to End Alzheimers) and follow the steps to download and launch

Check your fundraising progress



Staying up to date with your fundraising progress is easy. Just click on the My Fundraising Progress button to get real time goal and raised amounts. You can also get team raised and goal numbers from this same page if you're the member of a team.

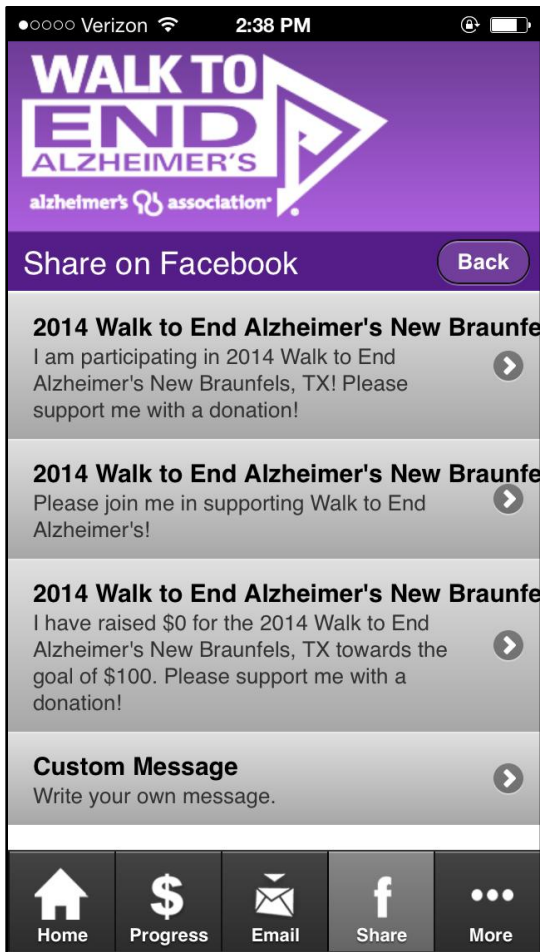
Send an email



Your email contacts are a great place to start your fundraising. Take advantage of all your potential donors with email addresses by sending them an email donation ask. You can choose from a list of suggested donation asks or write your own.

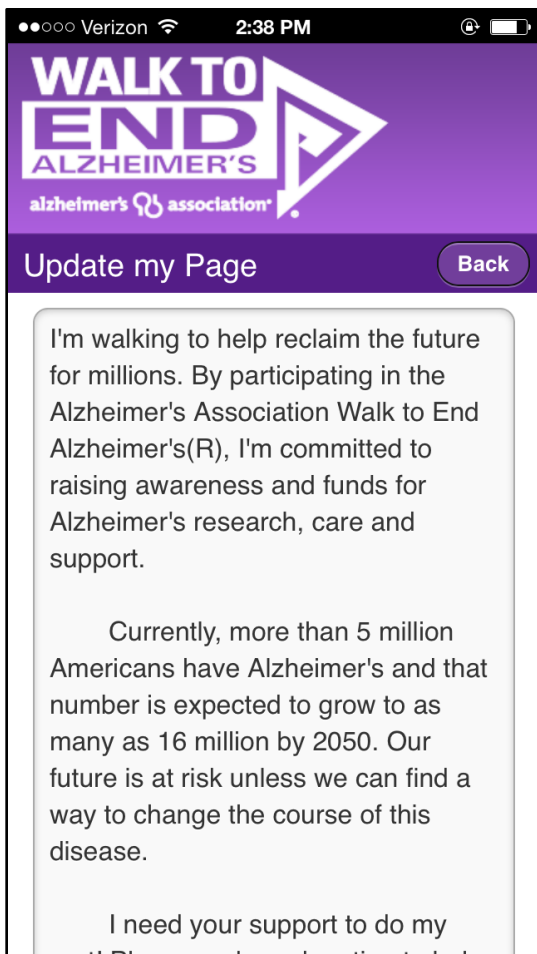
Once you click on the donation ask title you'll be directed to the default mail app on your phone. The donation ask content will already be there in the subject and body fields. All you have to do is enter the recipients!

Share on Facebook



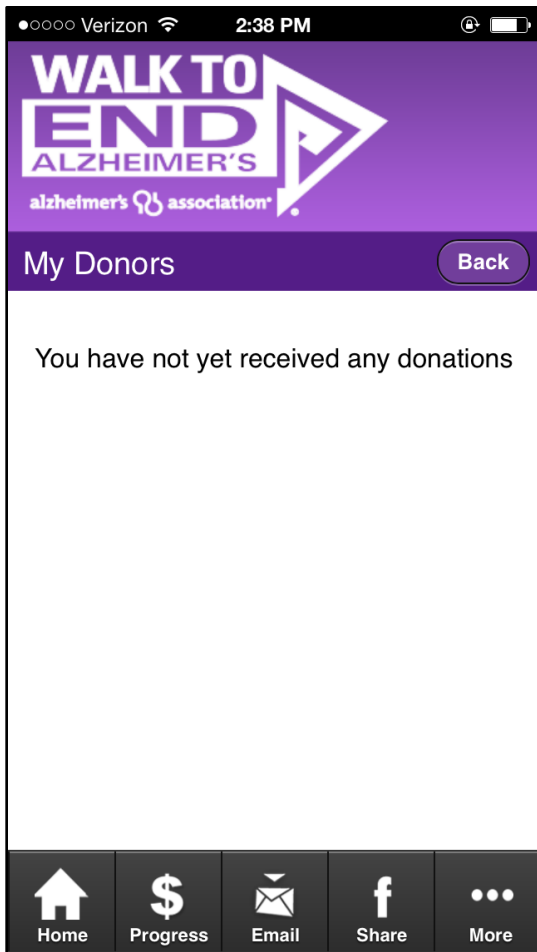
Share on Facebook on the go, too! You can choose from a list of suggested donation asks or create your own. All the messages will appear on your Facebook Timeline and your friends' News Feeds just like any posts shared from the Facebook app.

Update my page



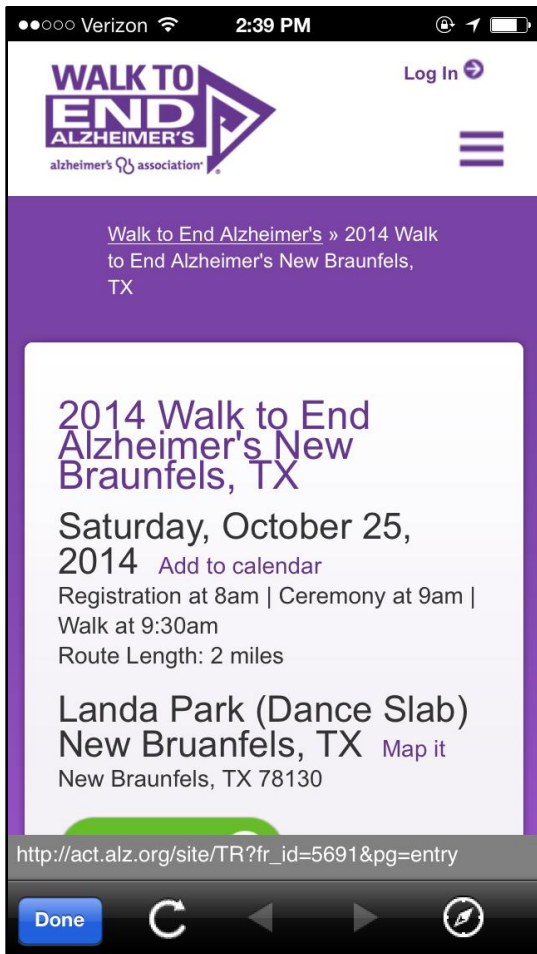
Letting your potential donors know about your reasons for fundraising is a great way to encourage support. Now you can update your personal page on the go as you get closer to reaching your goal. Plus, you can choose from the pictures on your phone and publish them to your personal page at any time.

My donors



Thanking your donors is one of the most important parts of your fundraising. Now you can thank donors in seconds using our suggested content. Just click on a donor's name and you'll be directed to your default mail app. The donor's email and the thank you message will automatically appear. And you can make any edits you like to personalize the message.

Event information



Stay up to date with the most current event information. Just click on the event info button and get current event details and contact information for the race staff.