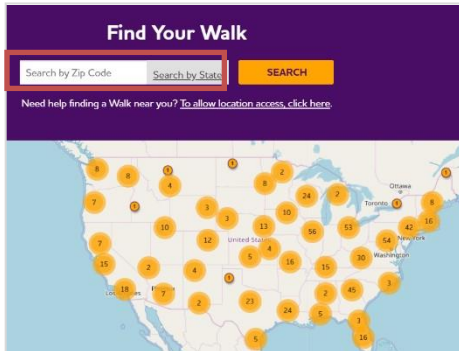


Sign up. Set up. Share.

Ready to join the fight against Alzheimer's disease? Follow the step-by-step instructions below to register for the Alzheimer's Association Walk to End Alzheimer's® and set up your fundraising web page.

1 Find your Walk to get started.

- Visit alz.org/walk for your local Walk.
- Allow your device to access your location.
- Search for your local Walk by state or ZIP code, or using the interactive map.

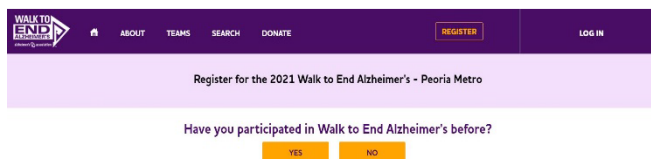


2 On your local Walk page, click "Register."



3 Select whether you've participated in Walk before.

- If you have, click "Yes" and log in with your username and password.
- If you're new, choose "No" and continue with the registration process.



4 Choose how you want to participate.

Select if you want to start a team, join a team or walk as an individual. If you've participated before, you can restart your team.

Register for the 2021 Walk to End Alzheimer's - Peoria Metro

New Walk Participants:

START A TEAM >

Select this option to create a team and become a Team Captain.

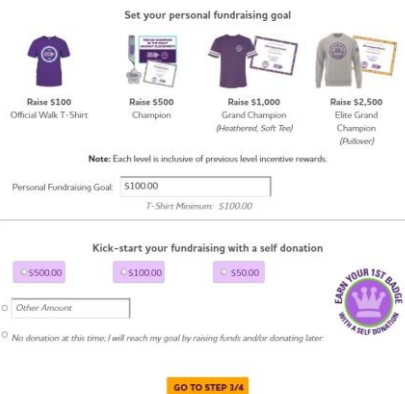
JOIN A TEAM >

Select this option to join an existing team.

WALK AS AN INDIVIDUAL >

Select this option to register as an individual and not associated with a team.

5 Set your fundraising goal.



6 Complete your registration form.

Register for the 2021 Walk to End Alzheimer's - Peoria Metro

Contact Information

* First Name:

* Last Name:

* Street 1:

Street 2:

* Zip/Postal Code:

* Country: United States

* Email:

I would like to receive email updates about this event.

* Phone Number:

Create Your Login

* Username:

5 to 60 characters

* Password:

5 to 20 characters

7

Visit your Participant Center.

Closing the confirmation message will take you to your Participant Center dashboard, where you can check your fundraising progress, modify and edit your goals, find tools and resources, and edit your registration and profile information.

The screenshot shows the 'AMY'S PARTICIPANT CENTER' dashboard for 'AMY'S TOUR'. It features a navigation bar with 'DASHBOARD', 'MY PAGE', 'SEND EMAIL', 'SOCIAL MEDIA', 'PROGRESS', 'CAPTAIN TOOLS', and 'ALERTS'. The main section is titled 'Fundraising Progress' and includes two progress bars: 'My Progress' (0% completed, \$0 RAISED, GOAL: \$100) and 'My Team Progress' (0% completed, \$0 RAISED, GOAL: \$2,100). Below these are buttons for 'DONATE', 'EDIT GOAL', 'VIEW TEAM PAGE', and 'CHANGE'. A yellow banner at the bottom says 'Hey Team Captain Amy! You're Awesome! BE THE BEST CAPTAIN YOU CAN BE'.

Reach Your Goal

Four icons with descriptions:

- Fundraise with Facebook:** Create a Facebook Fundraiser for Walk to End Alzheimer's to reach more people and raise more funds. Includes a 'CONNECT TO FACEBOOK' button.
- Get the Updated App:** Access fundraising tools and deposit checks. New this year: track your steps and hear messages of support on Walk day! Includes 'GET IT ON THE APP STORE' and 'GET IT ON GOOGLE PLAY' buttons.
- Edit and Share Page:** Great job personalizing your page! Be sure to keep it up to date. Includes an 'EDIT PAGE AGAIN' button.
- Send Emails:** Email your friends and family to ask for their support! Includes a 'SEND EMAILS' button.

8

Set up your fundraising page.

From the dashboard, click "My Page" to create a unique link for your webpage, share your page on social media and select a cover photo. You can also add your own photo or YouTube video and edit the message that appears on your page.

Team Captains can edit their team's page by clicking the "My Team's Page" tab.

The screenshot shows the 'MY PAGE' setup interface. It has tabs for 'MY PAGE' and 'MY TEAM'S PAGE'. The main section is 'YOUR PAGE LINK', which includes a 'VIEW YOUR PAGE' button, a 'CUSTOMIZE YOUR LINK' button, and a 'COPY LINK TO CLIPBOARD' button. Below this is the 'SHARE YOUR PAGE' section, which includes social media sharing icons (Facebook, Twitter, LinkedIn, Email) and a 'Connect to Facebook' button. The 'Who Are You Honoring?' section has an 'EDIT HONORARY' button. The 'YOUR PHOTO/VIDEO' section has an 'EDIT PHOTO' button, a 'DELETE PHOTO' button, and a 'Tips on selecting a photo:' section with instructions.

9

Send an email.

Once your page is ready, share it via the "Send Email" tab. Read through the message templates and pick which one you want to send. Each includes a link to your fundraising page. Copy and paste the text into a new email in your personal email account and send!

The screenshot shows the 'SEND EMAIL' interface. It has a navigation bar with 'DASHBOARD', 'MY PAGE', 'SEND EMAIL', 'SOCIAL MEDIA', 'PROGRESS', 'CAPTAIN TOOLS', and 'ALERTS'. The main section is titled 'Send email using your personal account'. It includes a table with four tabs: 'DONATION REQUEST', 'FOLLOW-UP', 'RECRUIT OTHERS', and 'THANK YOU'. Below the tabs is a message template for 'DONATION REQUEST' with a placeholder for a name and a link to the fundraising page. There are 'COPY THIS MESSAGE' and 'OPEN IN DEFAULT EMAIL' buttons. At the bottom, there is a link to 'Click to send email through your Participant Center'.

10

Widen your reach with social media.

Check out the "Social Media" section of your Participant Center, to find tips and tools for fundraising on social media, including how to create a Facebook Fundraiser. Not on Facebook? Check out the social scheduling tools to schedule tweets and LinkedIn posts. You'll also find links to install the Walk to End Alzheimer's mobile app, which you can use to send fundraising and recruiting texts and deposit check donations.

The screenshot shows the 'GET SOCIAL' section. It has a navigation bar with 'DASHBOARD', 'MY PAGE', 'SEND EMAIL', 'SOCIAL MEDIA', 'PROGRESS', 'CAPTAIN TOOLS', and 'ALERTS'. The main section is titled 'GET SOCIAL' and includes several sub-sections:

- CREATE A FACEBOOK FUNDRAISER:** Turn your page into a Facebook Fundraiser and invite friends to support your efforts. Includes a 'Connect to Facebook' button.
- SHARE YOUR PAGE:** Make it easy for friends and family to read your story and support your team. Includes a 'Share Your Page' button.
- GET THE APP:** You can check your progress on-the-go, text friends and family, and deposit check donations immediately through the app. Includes 'GET IT ON THE APP STORE' and 'GET IT ON GOOGLE PLAY' buttons.
- SOCIAL MEDIA TAGGING GAME:** Share this photo and tag your friends to spread the word about Walk to End Alzheimer's. Includes a 'Share Your Page' button.
- SOCIAL FUNDRAISING:** If the social app below steps working, please reload this page. Includes a 'Send Messages' button.