

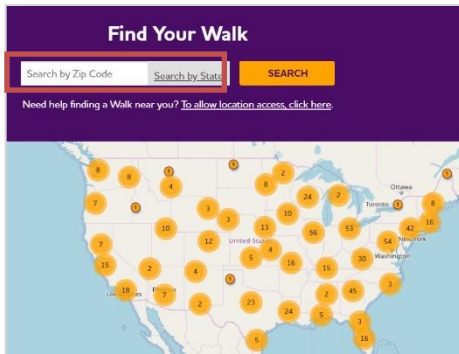
Sign up. Set up. Share.

Ready to join the fight against Alzheimer's disease? Follow the step-by-step instructions below to register for the Alzheimer's Association Walk to End Alzheimer's® and set up your fundraising web page.

Find your Walk to get started.

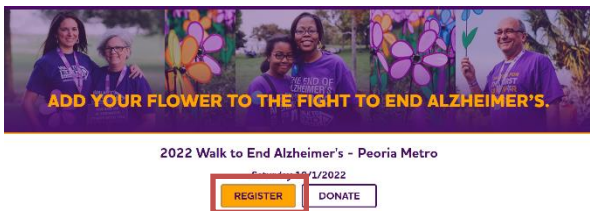
1

- Visit alz.org/morningstar. Click Start or Join A Team.
- Look for your local Walk by State or Zip.
- Allow your device to access your location.
- Use the interactive map.



2

On your local Walk page, click "Register."



3

Sign In.

- If you're returning, click "Yes" and log in with your username and password and it will bring back your previous contacts and information.
- If you're new, choose "No" and continue on with the registration process.



4

Choose how you want to participate.

Select if you want to start a team, join a team or walk as an individual. If you participated before, you can re-start your team. Your Company should populate as the Group/Company and if not, please search for your company

Start a Team

*Team Name:

Team Fundraising Goal:
Suggested Team Goal: \$2,000.00

Team Type:

(Optional) Are you participating as part of a company or organization?

Group/Company (optional):

5

Set your fundraising goal.

Set your personal fundraising goal

Raise \$100 Official Walk T-Shirt
Raise \$500 Champion
Raise \$1,000 Grand Champion (Baseball Tee)
Raise \$2,500 Elite Grand Champion (Zip Up)

Note: Each level is inclusive of previous level incentive rewards.

Personal Fundraising Goal:
T-Shirt Minimum: \$100.00

Kick-start your fundraising with a self donation

No donation at this time; I will reach my goal by raising funds and/or donating later.

6

Complete your registration form and payment.

Register for the 2022 Walk to End Alzheimer's - Peoria Metro

Contact Information

* First Name:

* Last Name:

* Street 1:
Street 2:

* Zip/Postal Code:

* Country:

* Email:

I would like to receive email updates about this event.

* Phone Number:

Create Your Login

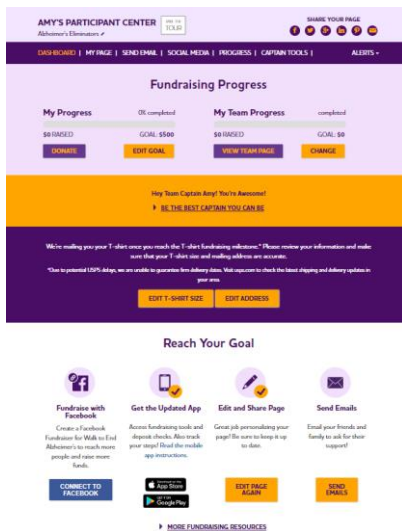
* Username:
5 to 60 characters

* Password:
12 to 99 characters

7

Visit your Participant Center.

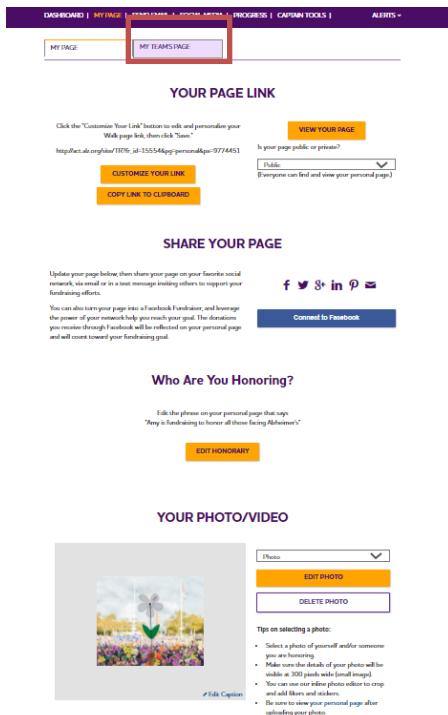
Closing the confirmation message will take you to your Participant Center dashboard. In this section you can check your fundraising and edit your goals, find tools and resources, and edit your registration and profile information.



8

Set up your fundraising page.

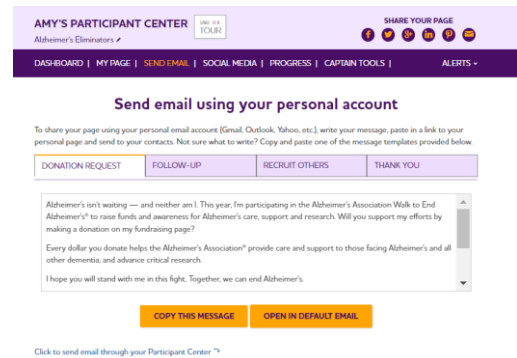
From the dashboard, click "My Page." In this section you can create a short link, share your page on social media, and select a 'cover photo' for your page. You can also add your own photo or YouTube video and edit the message that appears on your page.



9

Send an email.

Once your page is ready, share it via e-mail. Go to the Send Email tab and view the message templates available to you. Copy and paste a message into a new email from your personal e-mail account – a link to your personal page will be included.



10

Widen your reach with social media.

Social Media is another way to spread the word that you're participating in Walk to End Alzheimer's, and invite others to support you. In the Social Media section of your Participant Center, you'll find tips and tools for fundraising on social media, including the option to create a Facebook Fundraiser that will feed into your total for Walk. Not on Facebook? Check out the social scheduling tools to schedule tweets and LinkedIn posts. You'll also find links to install The Walk to End Alzheimer's mobile app, which you can use to text friends and deposit checks directly to your campaign.

