



How to Register for the 2015 Walk to End Alzheimer's

Contents

Main page	2
Greeting page.....	3
Join Us	4
Returning Participants	4
Re-start a Team	6
Start a Team	6
Join an Existing Team	7
Participation & Fundraising.....	8
Registration Information.....	10
The Waiver	11
Registration Summary.....	12
Register Another Person	12
Submit Payment.....	13
Registration Thank You Page:	14


Main page

From alz.org/walk you can search for a walk via the:

Walks Near You section that uses a technology called “Geolocation”. When you arrive on the site, you will be prompted to share your location. This location is based on the IP Address of your Internet Service Provider, GPS or cell data. By sharing your data, the website can quickly show you the five walks closest to you.

‘Find a Walk’ Map if you want to search via state.

‘Find a Walk’ Zip Code Search if you want to search via your zip code.



The screenshot shows the main page of the Walk to End Alzheimer's website. The header features the logo and navigation links: Register, Donate, Teams, and About Walk. A welcome message for 'Amy' is displayed with links to 'Visit Your Participant Center' and 'Please log out | Edit your profile'.

The main banner image shows a group of people wearing purple 'Walk to End Alzheimer's' t-shirts. Text on the banner reads: 'THE END OF ALZHEIMER'S STARTS WITH you.' and 'Join or Start a Team'.

The 'FIND A WALK' section includes a search bar with a 'Zip Code' input field, a '20 mi' radius dropdown, and a 'Search' button. Below the search bar is a map of the United States with state abbreviations. At the bottom of the map, it says: 'Our Goal: 50,000 Teams | Support a team today »'.

The 'WALKS NEAR YOU' section lists five walks with their locations and dates:

Location	Date
Peoria, IL >	10/04/15
Normal, IL >	09/19/15
Pekin, IL >	09/24/15
Canton, IL >	09/17/15
Peru, IL >	09/10/15

Below the list are links for 'View all Walks in your area >' and 'Change zip >'.

The 'DONATE' section includes a form to 'Find and donate to a participant' with input fields for 'First Name' and 'Last Name', and a 'Search' button.



Greeting page

Once you find your Walk you will be taken to the greeting page of your local walk.

Click on the green 'Register' button to begin the registration process.

A screenshot of the event page for the 2015 Walk to End Alzheimer's - Bloomington/Normal. The page has a purple header with the "WALK TO END ALZHEIMER'S" logo on the left and a green button labeled "PARTICIPANT CENTER LOGIN" on the right. Below the header is a navigation bar with links: "Home", "Register", "Donate", "Teams", and "About Walk". The main content area features a photo of people at the event, a title "2015 Walk to End Alzheimer's - Bloomington/Normal", the date "Saturday, September 19, 2015", and a green "Register" button. Below the button are links for "Event Details", "Printable Forms", and "Volunteer at this Walk". At the bottom, contact information for Carrie Otto is provided. On the right side of the page, there is a "Share" section with icons for Facebook, Twitter, and Email.

Join Us

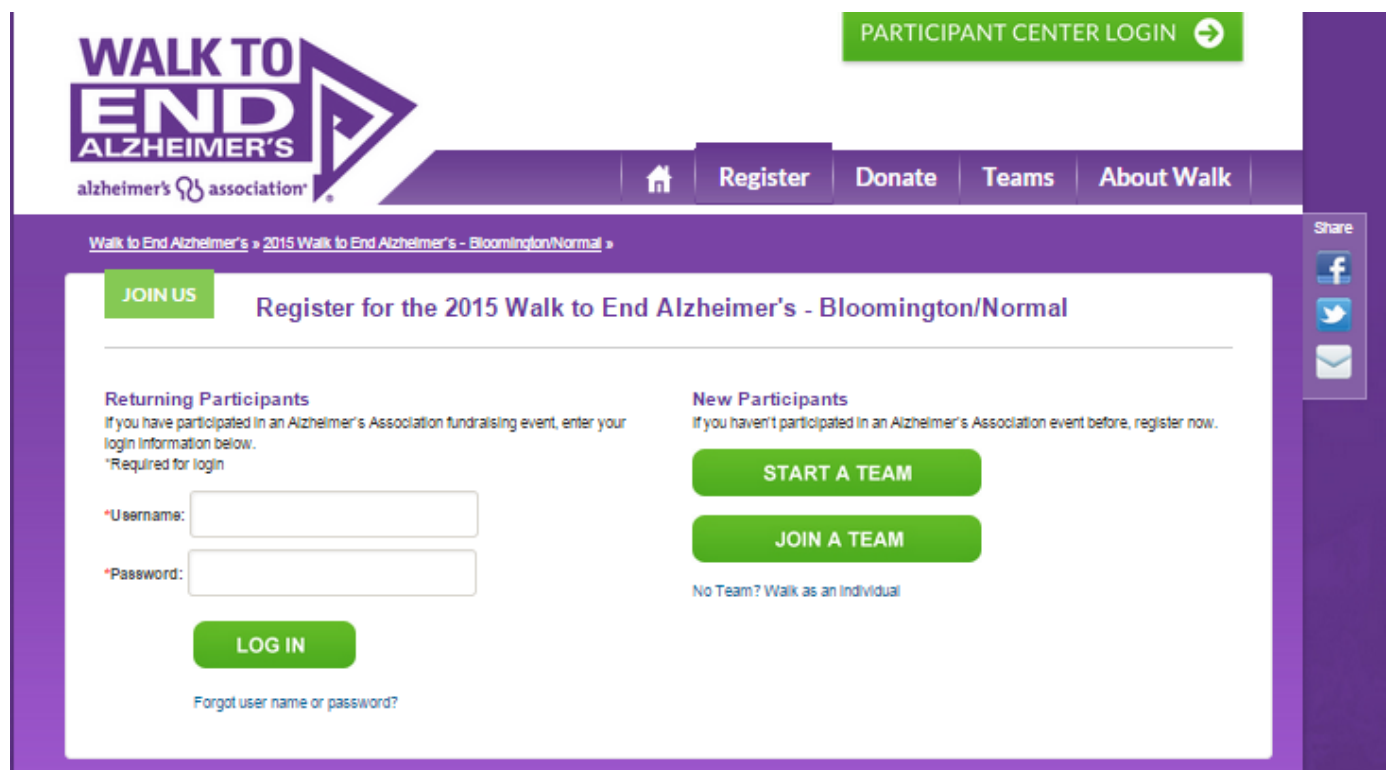
If you are a New Participant, WELCOME! And now you have the opportunity to:

- Start a Team – proceed to Page 6
- Join a Team – proceed to Page 7
- Walk as an Individual – proceed to Page 8

If you are a Returning Participant, use your username and password to log in. Not only will your registration form auto-fill to make your registration a breeze, but you will also have access to your past Walk information like: address books, participant page photos and text, donor history, and if you are restarting your team, past team member email addresses so you can quickly recreate your team in 2014.

If you can't remember your login, click the 'Forgot user name or password?' link to have your username and password emailed to you. Are you responding to a recruitment email? Your username was probably sent to you, so you're halfway there!

Enter your login information and click "Log In."



The screenshot shows the registration page for the 2015 Walk to End Alzheimer's - Bloomington/Normal. The page has a purple header with the event logo and navigation links: Home, Register, Donate, Teams, and About Walk. A green button labeled "PARTICIPANT CENTER LOGIN" with a right arrow is in the top right. Below the header, a breadcrumb trail reads "Walk to End Alzheimer's » 2015 Walk to End Alzheimer's - Bloomington/Normal ». On the right side, there is a "Share" section with icons for Facebook, Twitter, and Email. The main content area is titled "Register for the 2015 Walk to End Alzheimer's - Bloomington/Normal" and includes a "JOIN US" button. It is divided into two sections: "Returning Participants" and "New Participants".

Returning Participants
If you have participated in an Alzheimer's Association fundraising event, enter your login information below.
*Required for login

*Username:

*Password:

LOG IN

[Forgot user name or password?](#)

New Participants
If you haven't participated in an Alzheimer's Association event before, register now.

START A TEAM

JOIN A TEAM

[No Team? Walk as an Individual](#)



Returning Participants

Once you log in you will be taken to a screen where you can select your team affiliation. Select one of the choices below to continue your registration:

- Re-start your team from last year – proceed to Page 6
- Start a New Team – proceed to Page 6
- Join an Existing Team – proceed to Page 7
- Walk as an Individual – proceed to Page 8

A screenshot of the Walk to End Alzheimer's registration page. The page has a purple header with the logo on the left and navigation links (Home, Register, Donate, Teams, About Walk) on the right. A welcome message "Welcome, Noel!" is displayed, along with a "Visit Your Participant Center" button. Below the header, a progress bar shows six steps: 1. Team (selected), 2. Fundraising, 3. Provide Details, 4. Agree to Terms, 5. Review, and 6. Make Payment. The main content area is titled "Team Options" and contains a form with a dropdown menu labeled "Make a selection below." The dropdown is open, showing four options: "Would you like to bring this team back? In it to END it - Team National" (selected), "Join an Existing Team", "Start a New Team", and "Participate as an Individual". A "Next Step" button is located at the bottom right of the form. On the right side of the page, there are social media sharing icons for Facebook, Twitter, and Email.

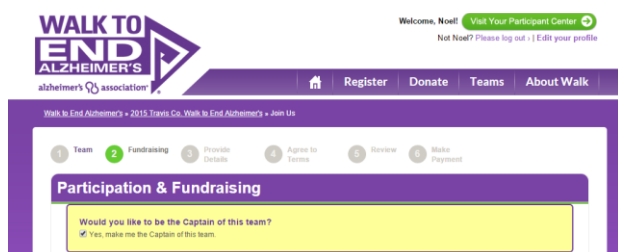
If you were a member of a team last year and are the first person from this team signing up, you will have opportunity to bring this team back.

Re-start a Team:

You can re-start a team from last year if you are registering for the same Walk where you participated last year, and were a member of the team last year (any member of the team can re-start the team, not just the Team Captain). If you are charged with re-starting a team you did not participate on last year, please contact your local chapter for assistance.

If you choose to bring back your team, your team will retain the same team name and goal from last year (Team Captains can update this in the Participant Center if desired).

On the next page, you are given the opportunity to become the Captain of this team in 2015. If you don't choose to be a captain your team will be "captain-less" until someone accepts the captain position.



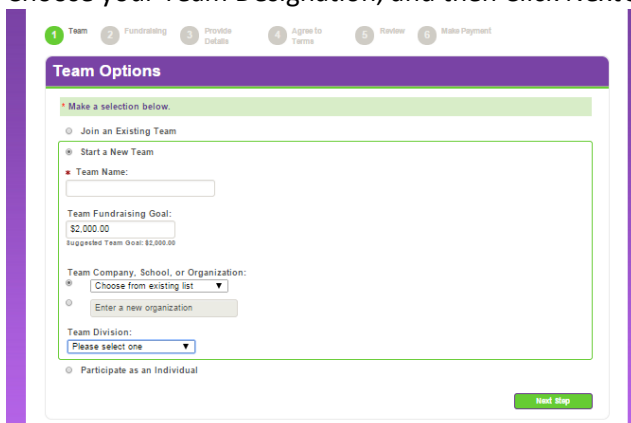
Start a Team

If you choose Start a New Team, you will become the team captain.

Pick a Team Name, a Recruitment Goal, and a Team Fundraising Goal.

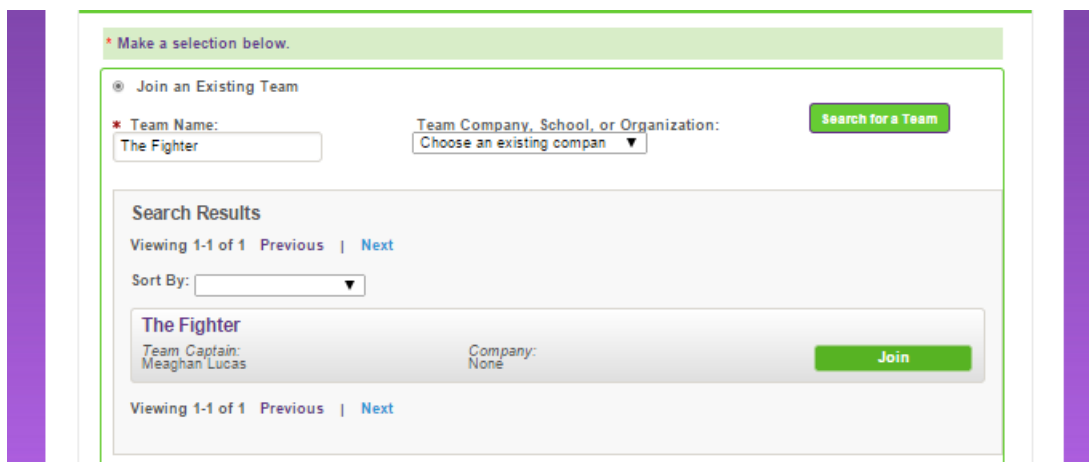
If you are part of a company that has a national team you can associate your team with your company by using the company drop down. If you are a local business owner or a team captain of a local company's team, you can enter your Company in the text box which will allow your employees/peers to associate their team with your local company as well.

Choose your Team Designation, and then Click Next Step.



Join an Existing Team

If you are looking to join an existing team you can search for a team using the search box or can just leave it blank and click “search for a team” to bring up a list all teams.



The screenshot shows a web interface for joining an existing team. At the top, there is a green header bar with the text “* Make a selection below.”. Below this, the section is titled “Join an Existing Team”. There are two input fields: “Team Name:” with the text “The Fighter” and “Team Company, School, or Organization:” with a dropdown menu showing “Choose an existing compan”. A green “Search for a Team” button is to the right. Below the search fields is a “Search Results” section. It shows “Viewing 1-1 of 1” with “Previous” and “Next” links. A “Sort By:” dropdown menu is present. The search results list one team: “The Fighter”, with “Team Captain: Meaghan Lucas” and “Company: None”. A green “Join” button is to the right of the team name. At the bottom, it says “Viewing 1-1 of 1” with “Previous” and “Next” links.

After the search is complete the list can be sorted by name, division or company. Once the team has been found, click “join” in the far right column.

Participation & Fundraising

Next, select if you will be attending the Walk and raising funds to help end Alzheimer's disease, or if you can't be there in person, but would still like to set up a fundraising page and raise funds for the cause.

Participation & Fundraising

* Indicates Required

* Will you join us on Walk day?

- ☒ **Yes, I'll attend the Walk. - No Fee**
I'll fundraise and be there to join the movement to end Alzheimer's.
- ☐ **No, but I will still raise funds for the cause. - No Fee**
I can't be there in person, but want to contribute to the vision of a world without Alzheimer's.

Next, set a fundraising goal for yourself. This can be edited later from your Walk participant center.

I will raise:

\$100.00

Suggested Goal: \$100.00

Raise \$100 or more and get the official Walk T-shirt.

\$100



Official Walk T-shirt

Earn the official Walk T-shirt and wear it proudly on event day.

\$500



Champions Club

Earn a medal, certificate and the official Walk T-shirt.

\$1,000



Grand Champions Club

Earn our Grand Champions Club medal, certificate and the official Walk T-shirt.



And then kick off your fundraising by making a donation to your Walk fundraising efforts. Participants who donate to themselves raise twice as much as participants who don't, so this is an important step. Once you've selected your donation amount, click Next Step.

Kick start your fundraising with a tax-deductible donation. This amount will count toward your personal fundraising goal.

☐ \$50.00

☐ \$100.00 

☐ \$500.00

☐ Other Amount:

☐ No donation at this time; I will reach my goal by raising funds and/or donating later.

Your donation will help us to:

- Offer support groups, education materials and care resources, such as AlzConnected and Alzheimer's Navigator
- Accelerate research through programs like TrialMatch®
- Engage elected officials to make Alzheimer's a national priority

Next Step

Registration Information:

You are now required to fill out your information in order to register. In order to understand, measure, and ultimately better serve our diverse populations, we track demographics within our Walk registration forms. Please note that the option “I prefer not to answer” is an option.

1 Fundraising
2 Provide Details
3 Agree to Terms
4 Review
5 Review
6 Make Payment

Registration

Please complete the registration form below ★ Indicates Required

Personal Information

★ First

★ Last

Contact Information

★ Street 1:

Street 2:

★ City/Town:

★ State / Province:

★ ZIP / Postal Code:

★ Country:

★ Email:

★ Phone Number:

☒ I would like to receive an email when someone makes a donation on my page.

Participant Center Access Information

★ User Name:

6 to 50 characters

★ Password:

6 to 50 characters

★ Repeat Password:

Additional Information

The Waiver:

All walk participants must agree to the waiver. Click to agree with the terms and conditions, then click Next Step.

Waiver

Please take a moment to read the following waiver. [Printable Version](#)

ASSUMPTION OF RISK, RELEASE AND PERMISSION
Walk to End Alzheimer's® involves walking - an activity which may include risks such as, but not limited to, falls, interaction with other participants, effects of weather, traffic and conditions of the road. In consideration of being allowed to participate in this event, I hereby expressly assume all risks, including bodily and personal injury, death, property loss or other damages of any kind arising in any way out of my attendance or participation in the Walk to End Alzheimer's and related activities.

It is my responsibility to dress appropriately. Although route maps, rest stops, refreshments, and other assistance may be made available during this event, I am solely responsible for my own health and safety. I represent that I am physically fit and able to attend or participate in this event.

I hereby for myself, my heirs, executors and administrators, release, discharge and agree not to sue Alzheimer's Association, its chapters, their respective officers, directors, volunteers, employees, sponsors and agents, from any and all liability, claims, demands and causes of action whatsoever, arising out of my participation in or attendance at this event and related activities whether resulting from the negligence of any of the above or from any other cause.

I agree that my assumption of risk and release hereunder shall be as broad and inclusive as is permitted under applicable law. If any portion of this agreement is held invalid, the remainder shall continue in full force and effect.

I grant full permission in perpetuity to the organizers of this event to use, re-use, publish and re-publish my name and image as a participant in the event in photographs, video or other recordings.

I have read, understand and agree to the terms of this agreement.

If Participant is a minor, the parent or guardian must agree to the below:

I am the legal guardian of Participant, and I hereby consent to his/her participation. I have read the foregoing agreement, and I hereby agree on behalf of myself and Participant to its terms.

☐ I agree with the terms and conditions above.

[Cancel](#) [Next Step](#)

Registration Summary:

You will be taken to a screen to review your registration. Note, **you are not registered yet**. You need to review the information, then click “Complete Registration” to complete your registration.

You are not yet registered. Please review the information below to confirm that it is correct, then click "Complete Registration" to complete your registration.

Your Cart: 1 registration.

Amy Harrod	Participation Type: Yes, I'll attend the Walk.	\$0.00
[Edit]	Self Donation:	\$0.00
		Participant Total: \$0.00

Total Amount: \$0.00

Register Another Person:

If you want to register a child or family member, click “Register Another Person”. However, if you would like to register additional teammates, we highly recommend that you invite them to register themselves (you can use one of the e-mail templates provided to you in your Participant Center). By registering themselves, they have the opportunity to accept the waiver terms, update their information, and log in with their own username/password so they also have access to their past donors, emails, website text, etc.

When registering family members, we strongly recommend using unique email addresses for each person. If you use the same email address for multiple registrants, that email address will receive emails for each registrant. If you are registering a child, you may leave the e-mail address field blank.

Submit Payment





If you made a donation during registration, you will be taken to a payment page to complete your transaction.

Take note that donations made during the registration process can only be credited toward your own fundraising goal. If you want to donate toward another team or participant, we suggest that you complete your registration, then make an additional donation on that team's or participant's page.

Submit Payment

\$5.00

Credit Card Type:



* Credit Card Number:

Expiration Date:

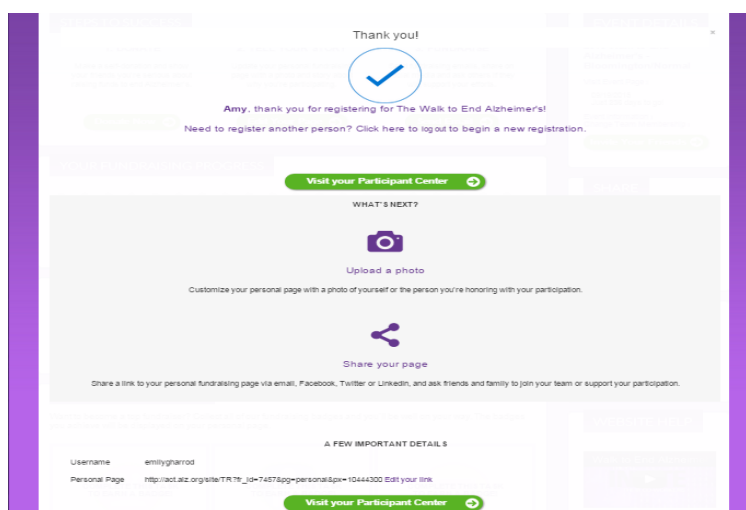
01 ▼

2015 ▼

* CVV Number: What is this?

Registration Thank You Page:

Once your registration is complete, you will reach the Registration Thank You page. From here, you can now enter your participant center where you can begin your fundraising and recruitment efforts.



You will also receive a confirmation email that you should keep on file so you can access your participant center for future fundraising and recruitment efforts. This email will include your username and a link to reset your password, if needed.